THE INFORMATION AND ILLUSTRATIONS CONTAINED IN THIS DRAWING ARE THE PROPERTY OF FOLIUMCEI. ANY UNAUTHORIZED REPRODUCTION IN WHOLE OR IN PART IS STRICTLY PROHIBITED.

REVISIONS

REV	DESCRIPTION	DATE	APPROVED
A	INITIAL RELEASE	3/1/2007	GS

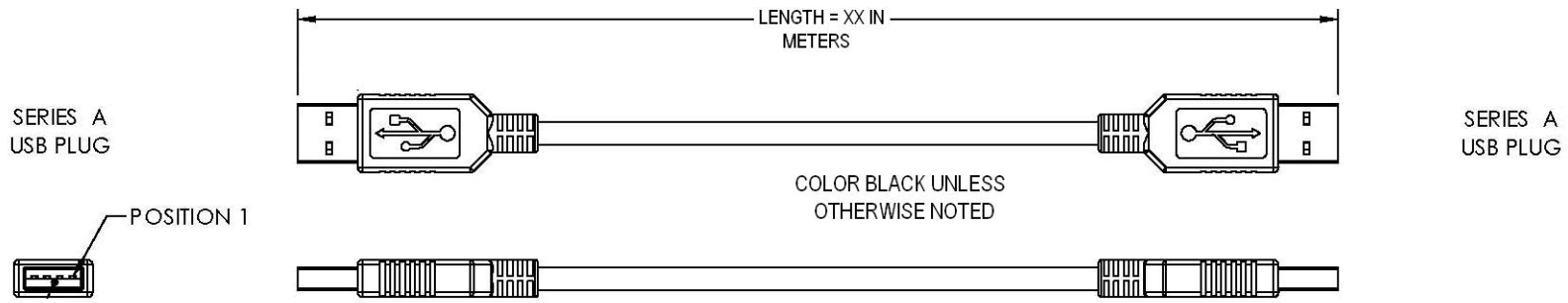

WIRING

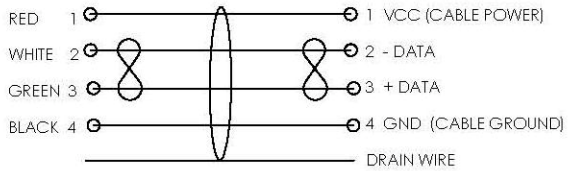

NOTES:

MATERIAL:
CONNECTORS
SHELL: STEEL OR COPPER ALLOY
INSULATOR:THERMOPLASTIC, UL94V-0
CONTACTS: COPPER ALLOY

MOLDED HOODS: PVC

FINISH:
SHELL: NICKEL PLATE
CONTACTS: 30µin MIN GOLD PLATE, OVER NICKEL PLATE

CABLE CHARACTERISTICS:
UL TYPE CM
1X TWISTED PAIR 28AWG (7X36) STRANDED TINNED COPPER, POLYETHYLENE INSULATION
2X 20 AWG (7X28) STRANDED TINNED COPPER, PVC INSULATION
OVERALL ALUMINIZED POLYESTER SHIELD, 100% COVERAGE, 25% OVERLAP
STRANDED TINNED COPPER DRAIN WIRE
TINNED COPPER BRAID SHIELD
PVC JACKET

MISCELLANEOUS:
CABLE ASSEMBLIES SHALL BE TESTED FOR CONTINUITY
CABLE ASSEMBLIES SHALL BE INDIVIDUALLY PACKAGED IN POLY BAG.
CABLE ASSEMBLIES SHALL HAVE 360° SHIELD TERMINATION
CONNECT DRAIN WIRE TO CONNECTOR SHELL.
CABLE ASSEMBLY MUST MEET REQUIREMENTS OF USB 2.0
CABLE ASSEMBLY MUST BE ROHS COMPLIANT

INDIVIDUAL BAG LABEL:

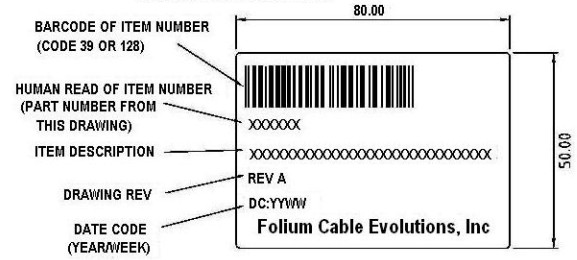

APPROVALS	DATE
DRAWN BY SC	03/01/2007
CHECKED BY MH	03/01/2007
APPROVED BY GS	03/01/2007

UNLESS OTHERWISE SPECIFIED, DIMENSIONS ARE IN INCHES
TOLERANCES ARE:
.X ±.1
.XX ±.05
.XXX ±.005
CABLE LENGTH TOLERANCE
<300" ±5% >300" ±2%

FOLIUM CABLE EVOLUTIONS, INC.
PLUG IN TO PERFECTION
© www.foliumcei.com

ITEM DESCRIPTION
USB CABLE ASSY, TYPE A MALE / MALE

SIZE A | ITEM NUMBER 2501XX where "XX" = Length in Meters | REV. A

SCALE: NONE | CAD FILE: AUTHORIZED ACCESS ONLY | SHEET 1 OF 1