

THE INFORMATION AND ILLUSTRATIONS CONTAINED IN THIS DRAWING ARE THE PROPERTY OF FOLIUMCEI. ANY UNAUTHORIZED REPRODUCTION IN WHOLE OR IN PART IS STRICTLY PROHIBITED.

REVISIONS			
REV	DESCRIPTION	DATE	APPROVED
A	INITIAL RELEASE	3/1/2007	GS

D

C

B

A

D


C

B

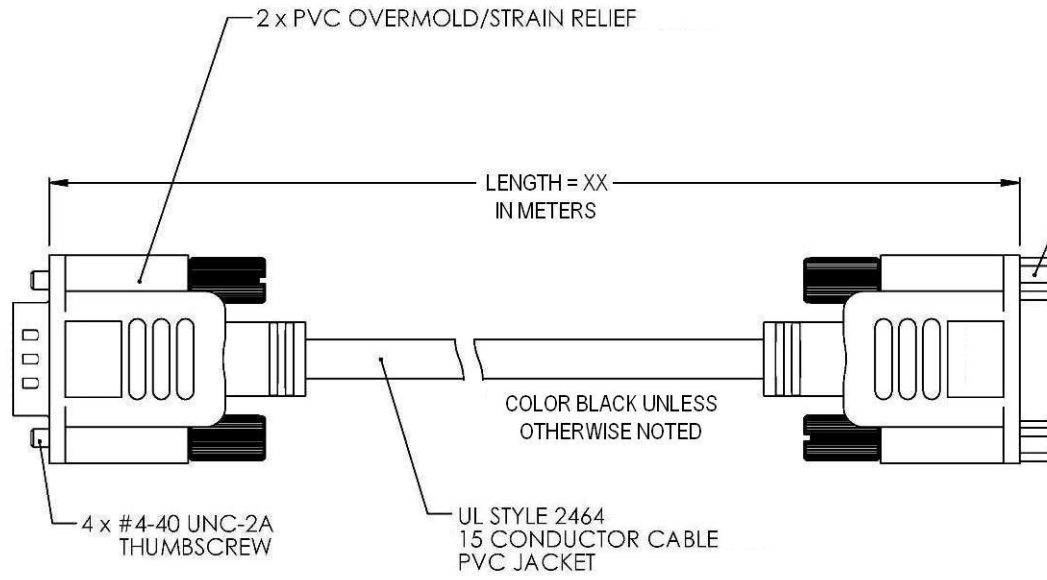
A

8 7 6 5 4 3 2 1

P1



15-PIN MALE D-SUB CONNECTOR



2X 4-40 UNC-2B SCREW LOCK

POSITION 1

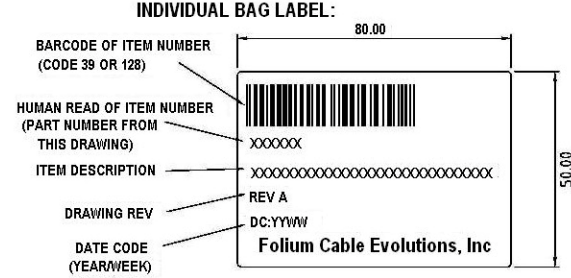
J1  
15 CONTACT FEMALE D-SUB CONNECTOR

WIRING	
P1	P2
1	1
2	2
3	3
4	4
5	5
6	6
7	7
8	8
9	9
10	10
11	11
12	12
13	13
14	14
15	15
SHELL	SHELL

- NOTES:  
 1. CABLE ASSEMBLY SHALL BE TESTED FOR CONTINUITY  
 2. EACH CABLE ASSEMBLY SHALL BE PACKAGED IN A POLYBAG



UNLESS OTHERWISE SPECIFIED, DIMENSIONS ARE IN INCHES. TOLERANCES ARE:  
 .X ±.1  
 .XX ±.05  
 .XXX ±.005  
 CABLE LENGTH TOLERANCE  
 <300" ±5% >300" ±2%



APPROVALS	DATE
DRAWN BY: SC	03/01/2007
CHECKED BY: MH	03/01/2007
APPROVED BY: GS	03/01/2007



ITEM DESCRIPTION		REV. <b>A</b>
D-SUB CABLE ASSY, DB15 MALE / FEMALE, MOLDED, SHIELDED		
SIZE <b>A</b>	ITEM NUMBER 2004XX where "XX" = Length in Meters	
SCALE: NONE   CAD FILE: AUTHORIZED ACCESS ONLY   SHEET 1 OF 1		

8 7 6 5 4 3 2 1